

ACO Self® XtraPoint

Installation instructions

The ACO Self® XtraPoint point drain is used to drain yard or driveway areas and water taps around the house.


The plastic point drain can be driven over (class B 125) and has a sludge bucket with handle (1.1 litre volume).

The paving edge enables direct paving.

This is implemented by utilising low level concrete anchors. The gratings can be turned by 90°.



Pump outlet XtraPoint with steel galvanised mesh grate class B 125 and sludge bucket
Article No. 319433



Individual products:

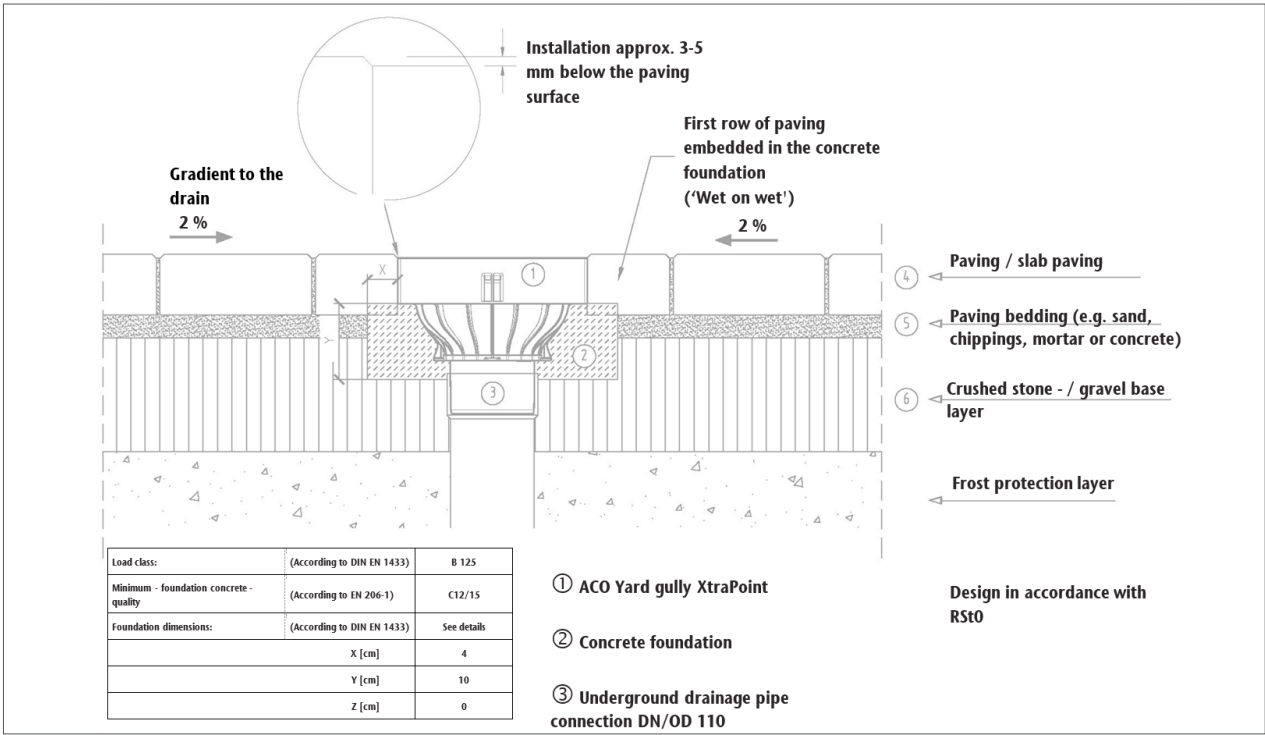
Plastic grating B 125
Article No. 319452

Steel galvanised mesh grate B 125
Article No. 319439

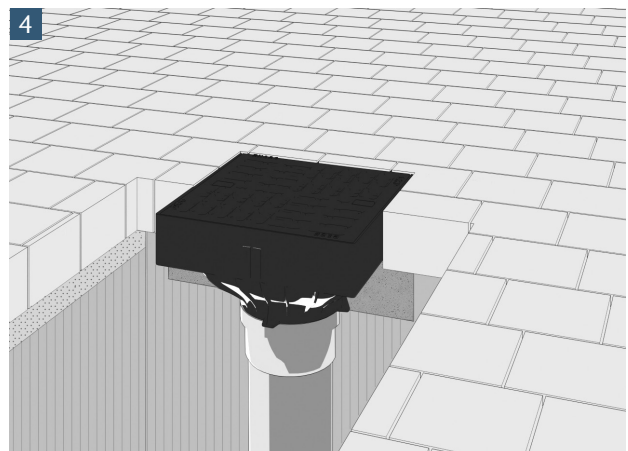
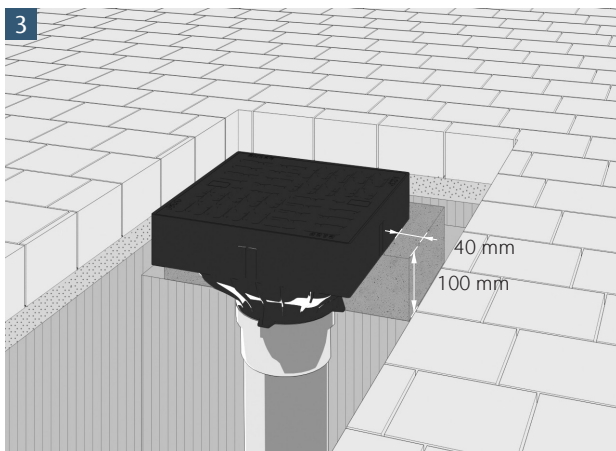
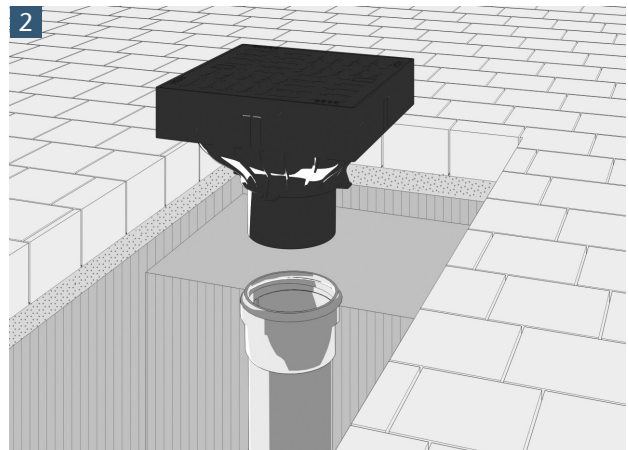
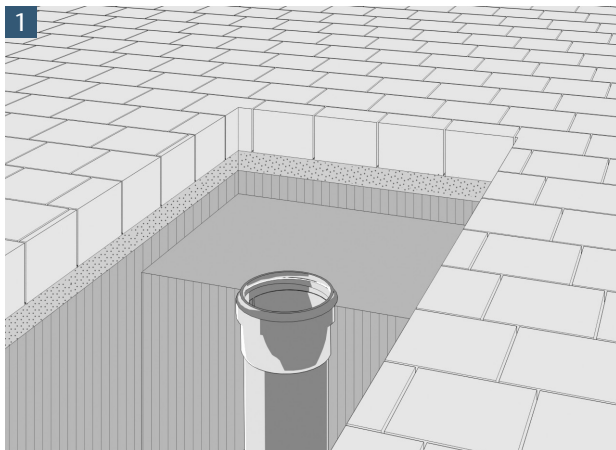
Body
Article No. 319483

Sludge bucket 1.1 litre
Article No. 319483

Installation drawing



Installation




Place the drain in an approx. 100 mm thick, surround concrete bed.


Maintenance




Grating hook



To clean the drain or empty the sludge bucket, unlock the plastic grate.



To do this, insert the enclosed grating hook into the opening next to the catch and pull the grating out with a tug.



Pull out the mesh grating with a tug.

ACO Hochbau Vertrieb GmbH

Neuwirtshauser Straße 14, 97723 Oberthulba/Reith
Tel. 09736 41-60, Fax 09736 41-52
hochbau@aco.com
www.aco-hochbau.de